

CUBIC GALAXY



MODULAR SYSTEM

Galaxy is the time-saving software programme for everyone, who works professionally with electrical switchboards.

With Galaxy resources are optimized and faults minimized when projecting switchboards.

Galaxy - CUBIC's design programme

CUBIC's newly developed design programme for project design of alle types of electrical switchboards built in the Modular System.

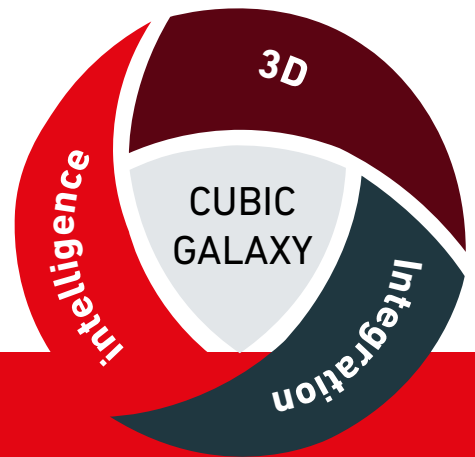
Galaxy is the perfect and time-saving solution for design of both large and small switchboards.

The programme has an updated, modern interface and easily applicable drawing tools. Make use of the unique focus of the programme for quick design, integration of designs with third party programmes, or profit by the different presentation views of the programme in front of end-users.

Galaxy 3 comprises a drawing module, a calculation module, a module for calculation of temperature rises and a module for purchase of switchboard components.

Galaxy is part of our commitment to make it easy to work with CUBIC. We know how important it is to keep focus on efficiency and seize the new opportunities provided by IT. Therefore, you may expect new Galaxy updates in the future. We promise!

WITH CUBIC'S DESIGN PROGRAMME
FOCUS IS PUT ON 3D, INTELLIGENCE
AND INTEGRATION TO THE BENEFIT
OF ALL USERS.



The use of Galaxy




PROJECT MANAGEMENT



DESIGN



LOGISTICS



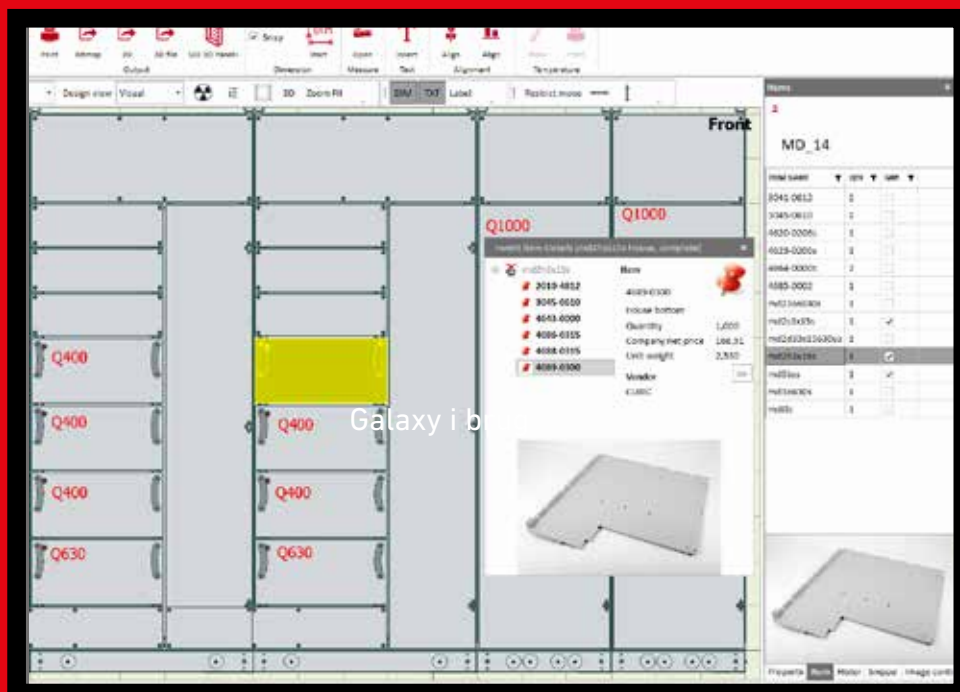
PRODUCT DIRECTORY

When using Galaxy it is easy and simple to set up customers and projects and save the design for application in other solutions.

In Galaxy, solutions can be designed in the requested sequence. An unlimited number of other suppliers can be established in the programme, drawings can be set up, parts lists be automatically generated, and prices for electrical components etc. for purchase of switchboard parts be acquired. The CUBIC parts may be purchased electronically by means of the parts list.

Galaxy may be applied as stand-alone or as a network solution, where more users can be set up and administrated. All users can establish their own interfaces.

The design solution may be changed and adapted, and 3D details of the switchboard and the selected components can be shown.





3D

BY 3D DESIGN THE CLARITY IS INCREASED

Design your switchboard in Galaxy, and see it immediately in reality.

Optimize the layout and correct the faults, if any, before the switchboard is put into production, and prevent the fault from becoming an expensive reality.

You may switch on/switch off, shade and highlight the covering, mounting plates, busbar systems, etc. always to get the best overview of the switchboard design.

Own and third party components may form part of the drawing, as they can be imported into the integrated product directory.

When the switchboard is approved for mounting, it is not necessary to print drawings and parts lists for the physical construction of the switchboard. A computer with network access to the Galaxy installation gives the production worker admittance to the switchboard design, where the 3D view clearly shows how to build the switchboard.

ENCLOSURE, BUSBAR SYSTEMS, INSERTS, FORM COVERING

The different views of Galaxy give a quick outline of the individual processes. Each element, or the entire switchboard design, may be locked for changes, or be allocated "read-only" rights for the individual employee groups to avoid unintended changes.





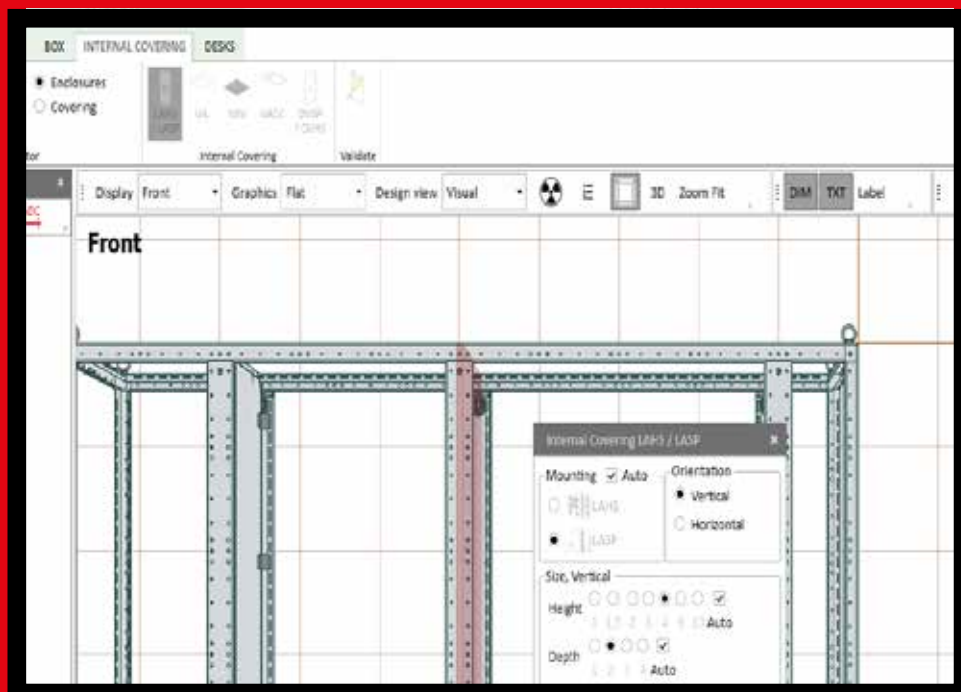
Intelligence


YOU DO NOT HAVE TO BE AN EXPERT TO GET STARTED WITH GALAXY

The integrated intelligence helps to select the right sizes and types of e.g. covering, bars, form covering, etc. The menus for more complex solutions such as draw-out systems and incoming sections are logically organized with a guide to the right selections.

WORKING WITH CUBIC SHOULD BE EASY!

The many automatic choices, such as e.g. the size of doors and covers, make the programme fast to use - also to the experienced user.





Integration

GALAXY DOES NOT HANDLE ALL TASKS

There may be a need to discuss the switchboard design with others. Perhaps the physical design, electrical diagram and components should melt together to have one assembled model of the switchboard.

Integration is therefore a keyword to Galaxy. You can continue with your own design in SEE-Electrical 3D, and obtain the full pleasure of your own Galaxy drawing. Thereby you get the opportunity of efficiently presenting the finished switchboard with electrical components and cables. It also opens up to integrating with automated machines, such as cable custom-fabrication machines, punching machines, etc.

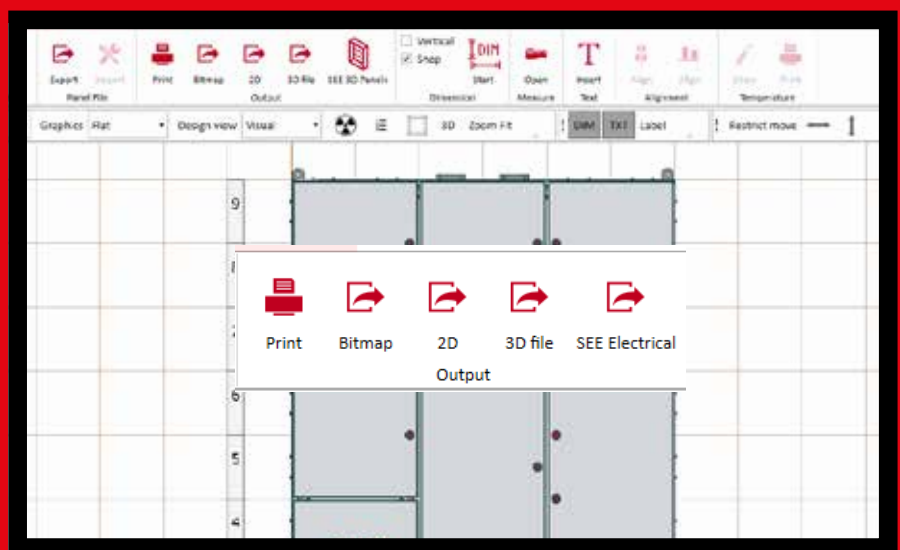
You may export the switchboard data in a wide selection of recognized file formats – Excel, Word, CSV and PDF, just to mention a few. The switchboard drawing may be exported in 2D DWG, in 3D DWG, STP or 3D-PDF. Thus it is easy to discuss the switchboard design e.g. with a consultant, and professional documentation can be delivered to the end-user.


From Galaxy a computerized purchase order may be generated, which can be sent electronically to CUBIC. Time is thus saved, and expensive faulty entries may be avoided.

INTEGRATION BETWEEN CUBIC GALAXY AND SEE ELECTRICAL 3D PANEL+

Sometimes there is a need of discussing the switchboard design with others. By letting the physical design, electrical diagram and components of the switchboard melt together, one overall model of the switchboard is obtained.

Integration is therefore a keyword. By proceeding with the CUBIC Galaxy drawing into SEE-Electrical 3D Panel+, the opportunity of efficiently presenting the finished switchboard with electrical components, wires and cables is obtained. This also paves the way for integration with automatic machinery.





But Galaxy is so much more!

OPTIMIZING PURCHASES

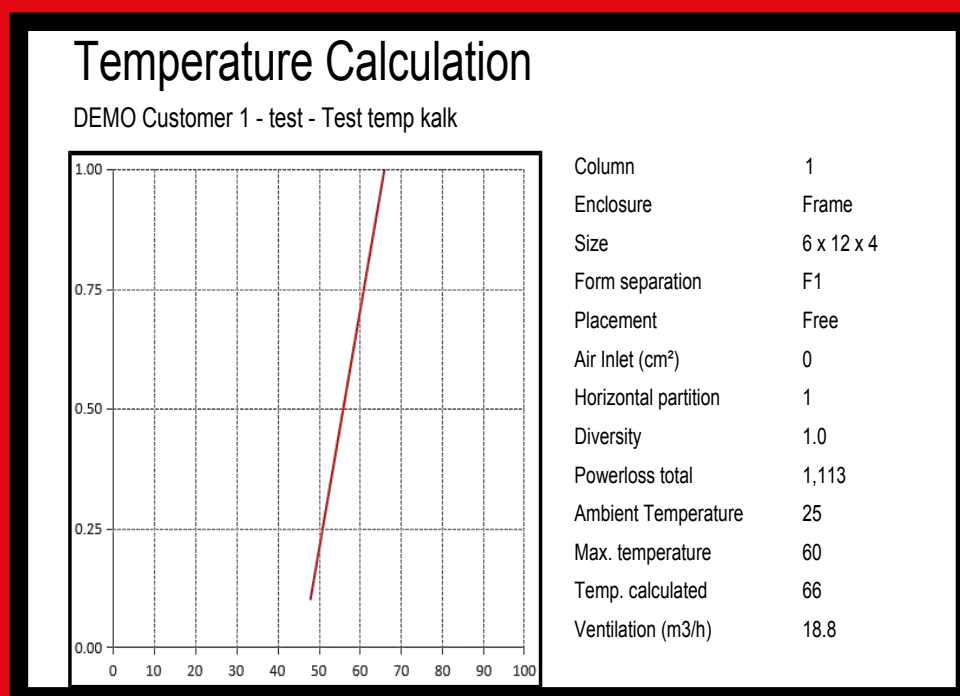
With Galaxy prices can be calculated and purchases be optimized through joint purchase for more switchboards and suggestions for using CUBIC's well-known quantity packagings.

CALCULATION OF TEMPERATURE RISES

Galaxy gives the opportunity of calculating the temperature in the designed switchboard before sending it for assembly. The switchboard design can easily and simply be adapted to the individual conditions of the finished switchboard.

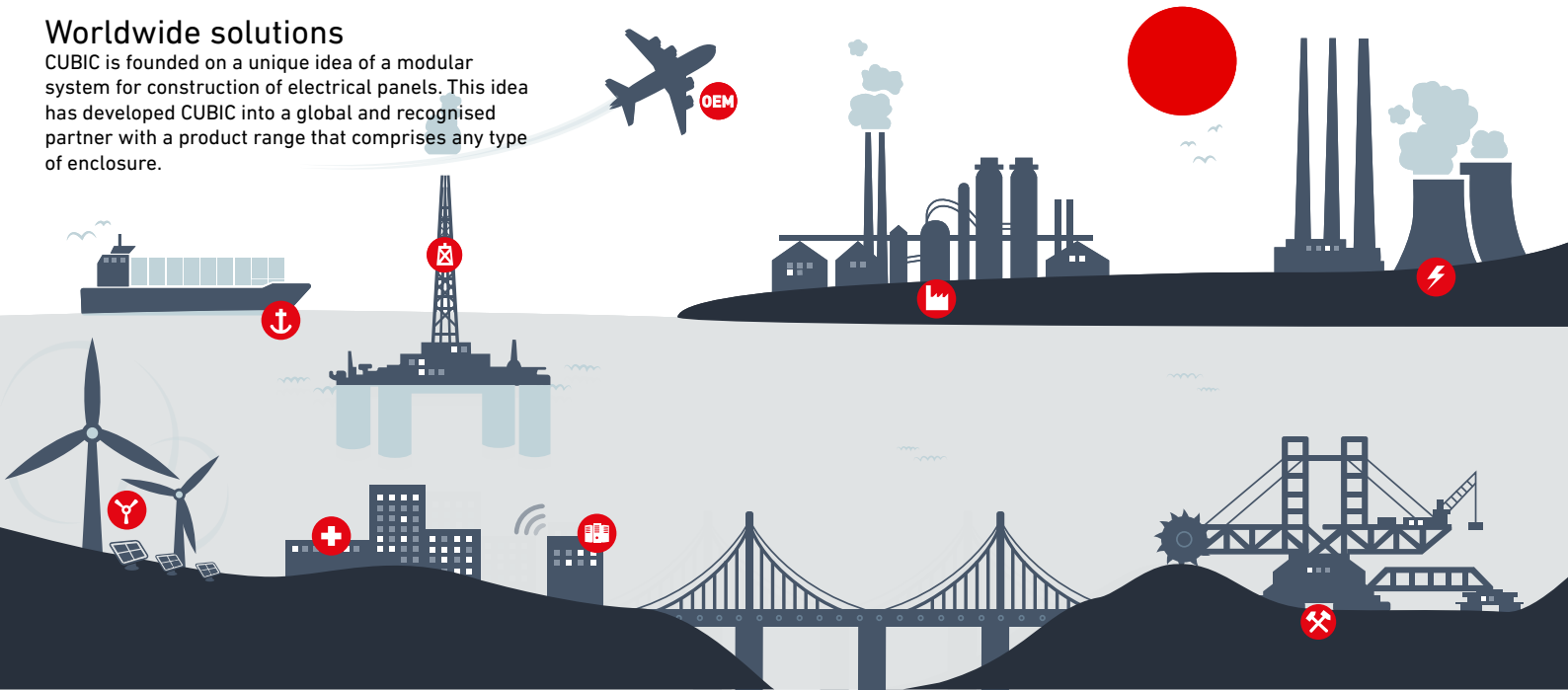
The calculation is in accordance with IEC/EN 60890 edit 2. and is based on the size of the electrical switchboard and the electrotechnical data of the inserted busbars, Cu-flex, electrical components, etc.

The users should define the number of sections in the switchboard, the width of the sections, etc.



Worldwide solutions

CUBIC is founded on a unique idea of a modular system for construction of electrical panels. This idea has developed CUBIC into a global and recognised partner with a product range that comprises any type of enclosure.



DENMARK **(Head office)**

CUBIC-Modulsystem A/S
Skjoldborgsgade 21
DK-9700 Broenderslev
Denmark
Tel. +45 9882 2400
info@cubic.eu

NORWAY

CUBIC-Norge A/S
Postboks 33
Jeksleveien 55
3300 Frogner
Norge
Tel. +47 6386 7100
info@cubic-norge.no

SWEDEN

CUBIC Svenska AB
Box 353
Hantverksgatan 5 B
S-571 24 Nässjö
Sweden
Tel. +46(0)380 741 70
info@cubicsvenska.se

POLAND

CUBIC Polska Sp. Z o.o.
North West Logistics Park
Kniewska Street 5
PL-70-846 Szczecin
Poland
Tel. +45 9882 2400
info@cubic.eu

U.K.

CUBIC Modular Systems
(U.K.) Ltd
Unit 1, Queensmead Place
Textilose Road, Trafford Park
Manchester, M17 1PH
U.K.
Tel. +44 161 876 4742
info@cubic-uk.co.uk

IRELAND

CUBIC-Modulsystem A/S
Units 64 & 65
Parkwest Enterprise Centre
Parkwest Industrial Park
IRL-Dublin 12
Ireland
Tel. +353 16 215 288/289
info@cubic.ie

CHINA

CUBIC Electromechanical
System (Tianjin) Co., Ltd
30 Xin Ye 3rd Street
TEDA West Building 17
Tianjin, 300462
China
Tel. +86 (22) 5983 2158
info@cubic.asia

BELGIUM

CUBIC-Modulsystem A/S
Chaussée de Namur 85A
B-1400 Nivelles
Belgium
Tel. +32 6721 2979
info@be.cubic.dk

INDIA

CUBIC Modular System India
Private Limited
No. B01, ESR Industrial and
Logistics Park, Varanavasi
Village, Oragadam, Walajabad
Taluk, Kanchipuram District
TamilNadu, India - 631 604.
Tel. +91 44 4028 2506
info@cubic.eu

SPAIN

CUBIC Modular System
España SL.
Ronda Maiols, 1 - Ed.,
BMC, local 349
08192 Sant Quirze del Vallès
Barcelona, Spain
Tel. +34 684 259 748
info@es.cubic.eu

THE NETHERLANDS

CUBIC Nederland BV
Kelvinring 54
2952 BG Alblasserdam
The Netherlands
Tel. +31 (0) 627 064 567
info@nl.cubic.eu